


EL2315 Series

10/100/1000BASE-TX to 100/1000BASE-X Dual Rate SFP Media Converter



Overview

The EL2315 Series provides media conversion between 10/100/1000BASE-T(X) and 100/1000BASE SFP Fiber. The EL2315's fiber design is compatible to 100BASE fiber or 1000BASE fiber transceiver. Through DIP switch selection, the EL2315's SFP port can support 100BASE SFP fiber or 1000BASE-X SFP fiber port. Also, through DIP switch selection, the Link-Fault-Pass-Through (LFPT) function can be active or disabled.

With Gigabit transmission rate, EL2315 supports Jumbo Frame up to 9K bytes, the EL2315 is the ideal media converter for environments where connectivity is crucial.

EtherWAN — "When Connectivity is Crucial."

Highlights

+ Gigabit Connectivity

Auto 10/100/1000BASE-T(X) and 1000BASE-SX/LX/BX Ethernet transmission conversion
 1000Mbps Full duplex, 10/100Mbps Full/Half duplex
 Fiber interface supports dual rate 100BASE-FX and 1000BASE-SX/LX fiber transmission

+ Link-Fault-Pass-Through (LFPT)

Provides constant monitoring of the links connected to the media converters
 If a copper links fails, the media converter will pass the fail state on throughout the link, disabling the fiber link and the copper link on the opposite end

+ 100/1000BASE-FX Dual Rate SFP Support + DIP Switch Configurable

DIP switch controlled 100BASE or 1000BASE SFP options

Store-and-forward mode or converter mode selectable (default: store-and-forward mode)

Specifications

+ Technology

Standards

IEEE 802.3 10BASE-T
IEEE 802.3u 100BASE-TX/100BASE-FX
IEEE 802.3ab 1000BASE-T
IEEE 802.3z 1000BASE-SX/1000BASE-LX
IEEE 802.3x Full duplex and flow control

Forward and Filtering Rate

14,880pps for 10Mbps
148,810pps for 100Mbps
1,488,100pps for 1000Mbps

Processing Type

Store-and-Forward
Auto Negotiation
Half duplex back-pressure and IEEE 802.3x full-duplex flow control
Auto-MDI/MDIX

+ Power

Input

12VDC

Power Consumption

2.76W Max. 0.23A@12VDC

+ Mechanical

Casing

Aluminum Case

Dimensions

80.3 x 109.2 x 23.8mm (W x D x H)
(3.16" x 4.3" x 0.94")

Weight

150g (0.336lbs.)

Installation

Wall mounting

+ Interface

Ethernet Port

10/100/1000BASE-TX: 1 port
100/1000BASE SFP Slot: 1 port

DIP Switch

No.1: LFPT On/Off
No.2: Auto-Negotiation/Force Mode for TX port
No.3: Full-duplex/Half-duplex for TX port
No.4: 100Mbps/10Mbps Force Mode for TX port
No.5: 100Mbps/1000Mbps for SFP
No.6: Function Reserved

LED Indicators

Per Unit: Power, LFPT
Per Port: FX/TX Speed, Link/Activity

+ Environment

Operating Temperature

0 to 50°C (32 to 121°F)

Storage Temperature

-10 to 70°C (-14 to 158°F)

Ambient Relative Humidity

5% to 95% (non-condensing)

+ Regulatory Approvals

Safety

UL 62368-1

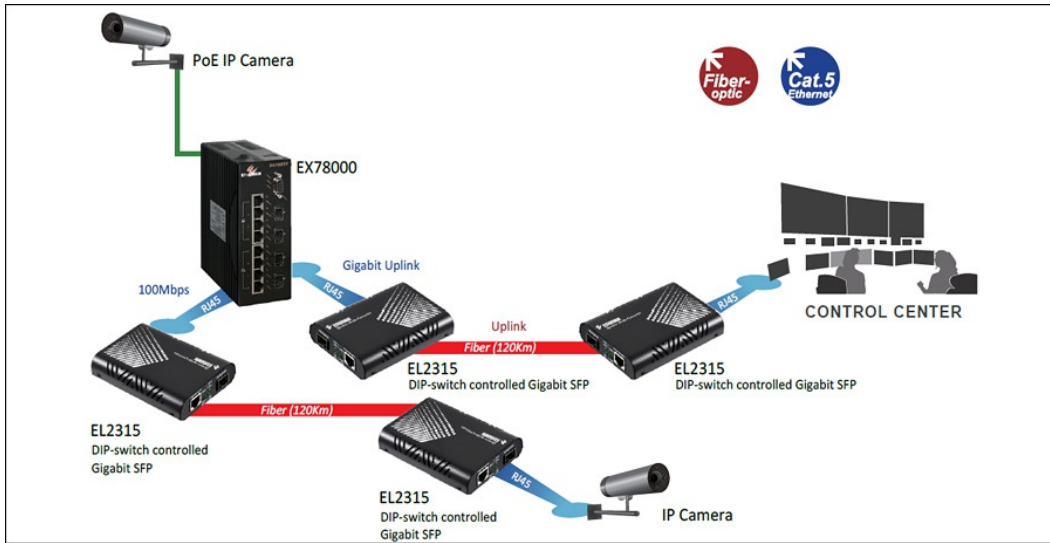
ISO

Manufactured in an ISO 9001 facility

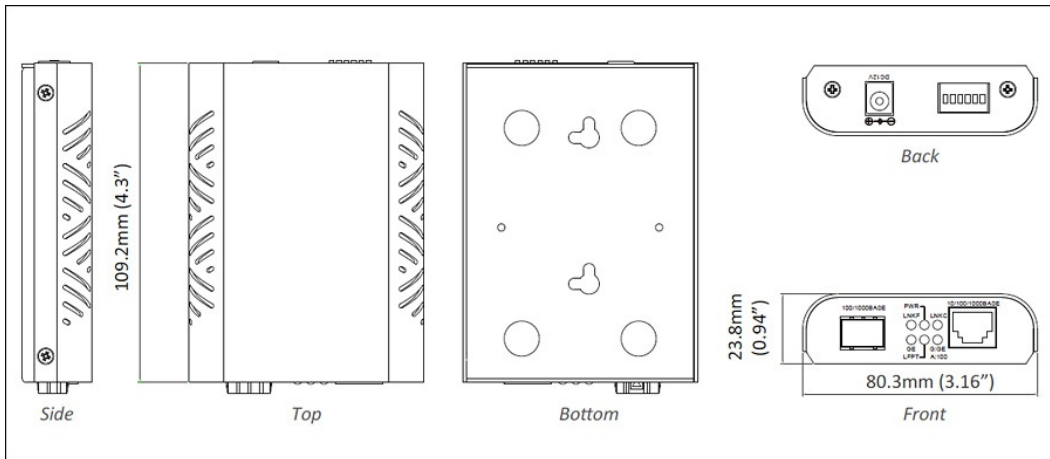
Emission Compliances

CE Mark Class A
FCC Part 15B Class A
VCCI Class A

Application



Dimensions



Ordering Info

+ Model

EL2315 10/100/1000BASE-TX to 100BASE/1000BASE-X Dual Rate SFP Media Converter

+ Gigabit Fiber Transceivers*

Optional SFP Non-Hardened Type (Operating Temperature: 0 to 70°C/32 to 158°F)

Model Name	Distance	Cable Type	Connector Type	Wavelength	Link Budget**	Optical Output Power	Sensitivity
EX-1250NSP-SB1L S	275m/550m	62.5/125µm/50/125µm, MM	Duplex LC	850nm	7.5dBm	-9.5 to -4dBm	-17dBm
EX-1250TBP-MB1L S	550m	62.5/125µm/50/125µm, MM	Single LC	TX: 1310nm RX: 1550nm	7dBm	-10 to -4dBm	-17dBm
EX-1250TBP-LB1L S	550m	62.5/125µm/50/125µm, MM	Single LC	TX: 1550nm RX: 1310nm	7dBm	-10 to -4dBm	-17dBm
EX-1250TSP-MB4L S	10Km	9/125µm, SM	Duplex LC	1310nm	11.5dBm	-9.5 to -3dBm	-21dBm
EX-1250TBP-MB4L S	10Km	9/125µm, SM	Single LC	TX: 1310nm RX: 1550nm	12dBm	-9 to -3dBm	-21dBm
EX-1250TBP-KB4L S	10Km	9/125µm, SM	Single LC	TX: 1550nm RX: 1310nm	12dBm	-9 to -3dBm	-21dBm
EX-1250TBP-MB5L S	20Km	9/125µm, SM	Single LC	TX: 1310nm RX: 1550nm	15dBm	-8 to -3dBm	-23dBm
EX-1250TBP-KB5L S	20Km	9/125µm, SM	Single LC	TX: 1550nm RX: 1310nm	15dBm	-8 to -3dBm	-23dBm
EX-LS38-C3L-TC-N-EB (DDM)	40Km	9/125µm, SM	Duplex LC	1310nm	20dBm	-3 to +2dBm	-23dBm
EX-LS38-C3L-TC-N-CE (DDM)	40Km	9/125µm, SM	Single LC	TX: 1310nm RX: 1550nm	20dBm	-3 to +2dBm	-23dBm
EX-LS48-C3L-TC-N-CE (DDM)	40Km	9/125µm, SM	Single LC	TX: 1550nm RX: 1310nm	20dBm	-3 to +2dBm	-23dBm

* More SFP options upon request.

** Link Budget data is based on pair of the same modules.



© EtherWAN Systems, Inc. All rights reserved. 20241029

EtherWAN is constantly developing and improving products. Specifications are subject to change without notice and without incurring any obligation.